

LUMI
home


Position 3

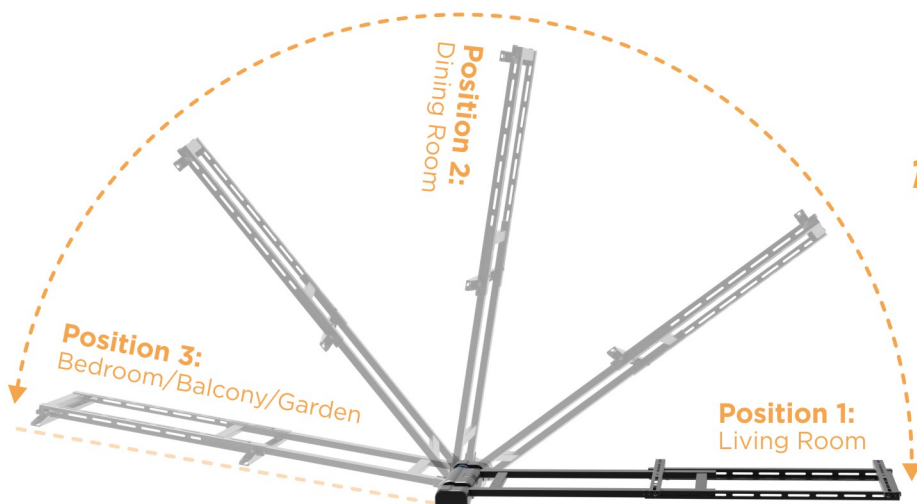

Position 2


Position 1

PLB-M06 Series

Motorized & Manual Swing TV Mounts

Watch 1 TV in 3 Different Places



POSITION IT ANYWHERE

**1 TV + 1 SWING TV MOUNT
= 3 TVS**



PLB-M06
Features Video

treefruit


Graphic content and creative work
provided by treefruit.cn



E-mail: info@lumi.cn / www.lumi.cn

PLB-M06 Series Motorized & Manual Swing TV Mounts

LUMI
home

**Find the Perfect Viewing Angle
with One Simple Press**
(For PLB-M06)




-  Quiet Operation (<55dB)
-  Anti-Collision System
-  2 Memory Settings



56mm

Ultra-Slim but Sturdy Construction
holds up to 150kg (330lbs) in load testing
which is 3 times as heavy as the rated
lifting capacity.



2 Upper Screws
allow for easy level adjustment

2 Reinforced TV Holders
securely fix the TV on the bracket

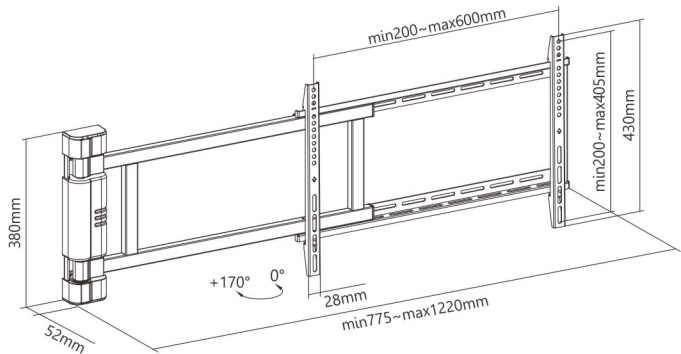



Cable Management
keeps everything organized

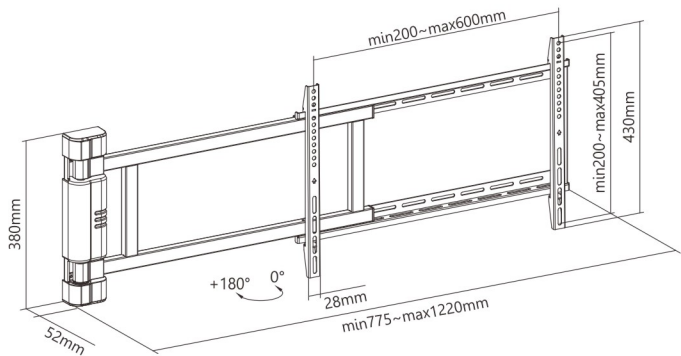
PLB-M06 Series
Motorized & Manual Swing TV Mounts



PLB-M06 Motorized



PLB-M06H Manual



Item No.	PLB-M06	PLB-M06H
Fit Screen Size	32"-75"	32"-75"
Max. VESA	600x400	600x400
Weight Capacity	50kg (110lbs)	50kg (110lbs)
Strength Tested	3 Times Approved	3 Times Approved
Profile	56mm(2.2")	56mm(2.2")
Swivel Range	0°~+170°	0°~+180°